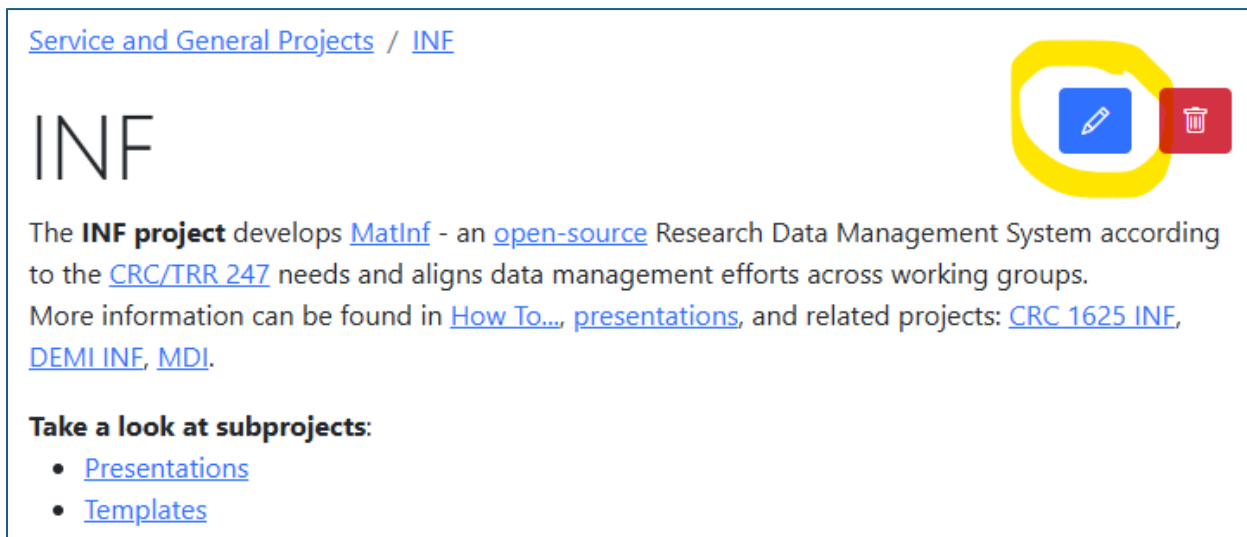


# How-To: Project and Publication Management

## 1. Project Description

1) To add the project description, go to your project page and click on “**Edit**” button:

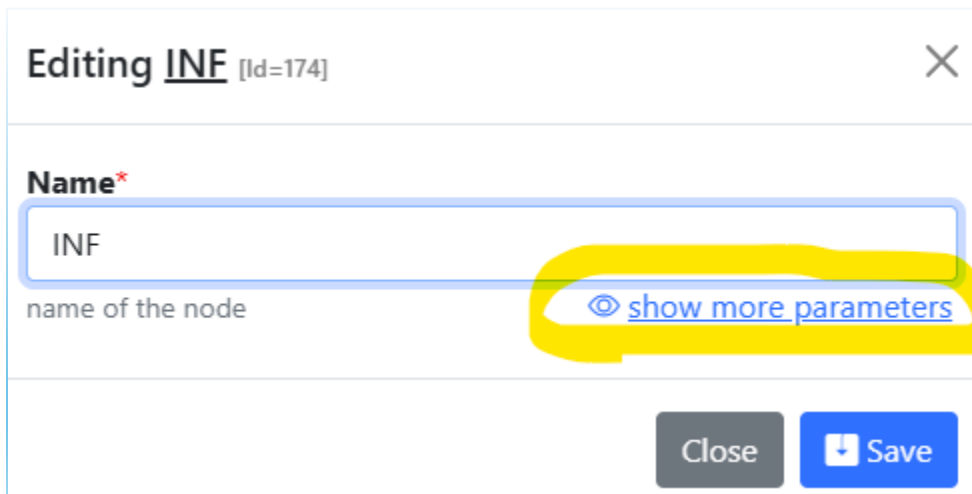


The screenshot shows a project page for 'INF'. At the top left, there is a breadcrumb trail: [Service and General Projects](#) / [INF](#). The project name 'INF' is displayed in large letters. To the right of the name are two icons: a blue square with a white pencil (the 'Edit' button) and a red square with a white trash can. The 'Edit' button is circled in yellow. Below the name, there is a paragraph of text: 'The **INF project** develops [MatInf](#) - an [open-source](#) Research Data Management System according to the [CRC/TRR 247](#) needs and aligns data management efforts across working groups. More information can be found in [How To...](#), [presentations](#), and related projects: [CRC 1625 INF](#), [DEMI INF](#), [MDI](#).' Below this text, there is a section titled 'Take a look at subprojects:' followed by a bulleted list: 

- [Presentations](#)
- [Templates](#)

Hint: if you don't see blue **Edit** button, you are not allowed to edit the entry: only owner (user who created the subproject) and administrators () can modify the project and it's description). The ownership of project belongs to one of the project members (if it's not you and you want to become an owner – write to me ([victor.dudarev@rub.de](mailto:victor.dudarev@rub.de)), I'll change the ownership to you.

2) Click on “**show more parameters**” to expand the form:



The screenshot shows a form titled 'Editing INF [Id=174]' with a close button (X) in the top right corner. The form has a 'Name\*' field containing 'INF' and a label 'name of the node' below it. To the right of the 'Name' field is a button labeled 'show more parameters' with a circular icon to its left. This button is circled in yellow. At the bottom of the form, there are two buttons: 'Close' and 'Save'.

3) Once the form is expanded, you'll see a **Text** field. Add/adjust your project description (HTML markup is allowed) and click on **Save** button:

### Editing INF [Id=174] ✕

---

**Name\***

name of the node [hide more parameters](#)

**Parent Id**

Don't change it if you are not sure what you are doing

**Sort Code**

within a parent all children are sorted by this number (ascending)

**Access Control (accessibility)**

*public* - to all; *partner* - to authorized users with Partner claim; *protected* - to authorized users (User role); *protectedNDA* - to authorized users with NDA claim; *private* - to you only

**Text**

<p>The <b>INF project</b> develops <a rel="nofollow" href="https://matinf.pro" target="\_blank">MatInf</a> - an

description to show (HTML is allowed)

Created: 3/1/2023 12:04:35 AM by INF) Victor Dudarev [vic.dudarev@gmail.com]  
Updated: 9/11/2025 2:53:21 PM by INF) Victor Dudarev [vic.dudarev@gmail.com]

---

Close Save

## 2. Publication management

In general, you may place publications in any project node. However, we advise putting them (or at least a link) to the root node of your project, e.g., Area A / A09.

To create a new publication object you should click on the green **Add** button (with “+” sign):



From the long types list select the required one – **Publication**:

|                                      |   |           |   |  |   |
|--------------------------------------|---|-----------|---|--|---|
| <a href="#">Publication</a>          | 2 | Reference | Publication (published or is going to be published material accouring to current work)                                    |  | 4 |
| <a href="#">Literature Reference</a> | 0 | Reference | Information about publications that are considered useful within a project or to which you are referecing in publications |  | 3 |

Explanation: **publication** type should be used for published papers where at least one author belongs to the project. **Literature Reference** type – although having the same data structure – should be used for citing important papers without authorship within the project.

# Creating new object (Publication)

|   |   |  |
|---|---|--|
| Type  | Publication <input type="text"/>                          |  |
| Access Control (accessibility)                          | public <input type="text"/>                               | Sort Code (asc) <input type="text" value="0"/> |
| Project ID  | __Templates <input type="text"/>                          | <input type="button" value="Show Links"/>      |
| Name  | <input type="text"/>                                      |  |
| URL (unique)  | <input type="text" value="Input unique URL part"/>        |  |
| File Path   | <input type="button" value="Choose File"/> No file chosen |  |
| Description   | <input type="text"/>                                      |  |
| <b>InfProject.Models.Reference - generic form start</b> |   |  |
| Authors list (comma-separated)                          | <input type="text"/>                                      |  |
| Title   | <input type="text"/>                                      |  |
| Journal   | <input type="text"/>                                      |  |
| Year  | <input type="text" value="0"/>                            |  |
| Volume  | <input type="text"/>                                      |  |
| Number (issue)  | <input type="text"/>                                      |  |
| Start Page  | <input type="text"/>                                      |  |
| End Page  | <input type="text"/>                                      |  |
| DOI   | <input type="text"/>                                      |  |
| URL   | <input type="text"/>                                      |  |
| BibTeX  | <input type="text"/>                                      |  |

**InfProject.Models.Reference - generic form end**

In the new object creation form please add your publication data, respecting the following considerations regarding general fields:

- **Name:** <journal>, <year> (<last name of the first author>)

- **Description:** <authors>. “<Title>”, <journal>, <year>, <volume>, <issue>, <pages>. DOI: <DOI>.

All publication-specific fields should be filled in (as many as possible and relevant to your publication):

- Authors list (comma-separated): authors list as it appears in the publication in the format “<last name> <first name first letter>” for every author.

- **Journal:** journal name

- **Year:** publication year

**Volume:** journal volume (if specified)

**Number (issue):** journal number/issue (if specified)

**Start Page:** if relevant


**End Page:** if relevant

**DOI:** the DOI without an URL prefix, e.g., 10.1038/s41524-025-01618-1 (please check in browser, that if you add <https://www.doi.org/> prefix to your DOI it resolves to the publication page)

**URL:** publicly available URL of the publication page


**BibTeX:** reference list (optional)

The example of filled form is shown below:

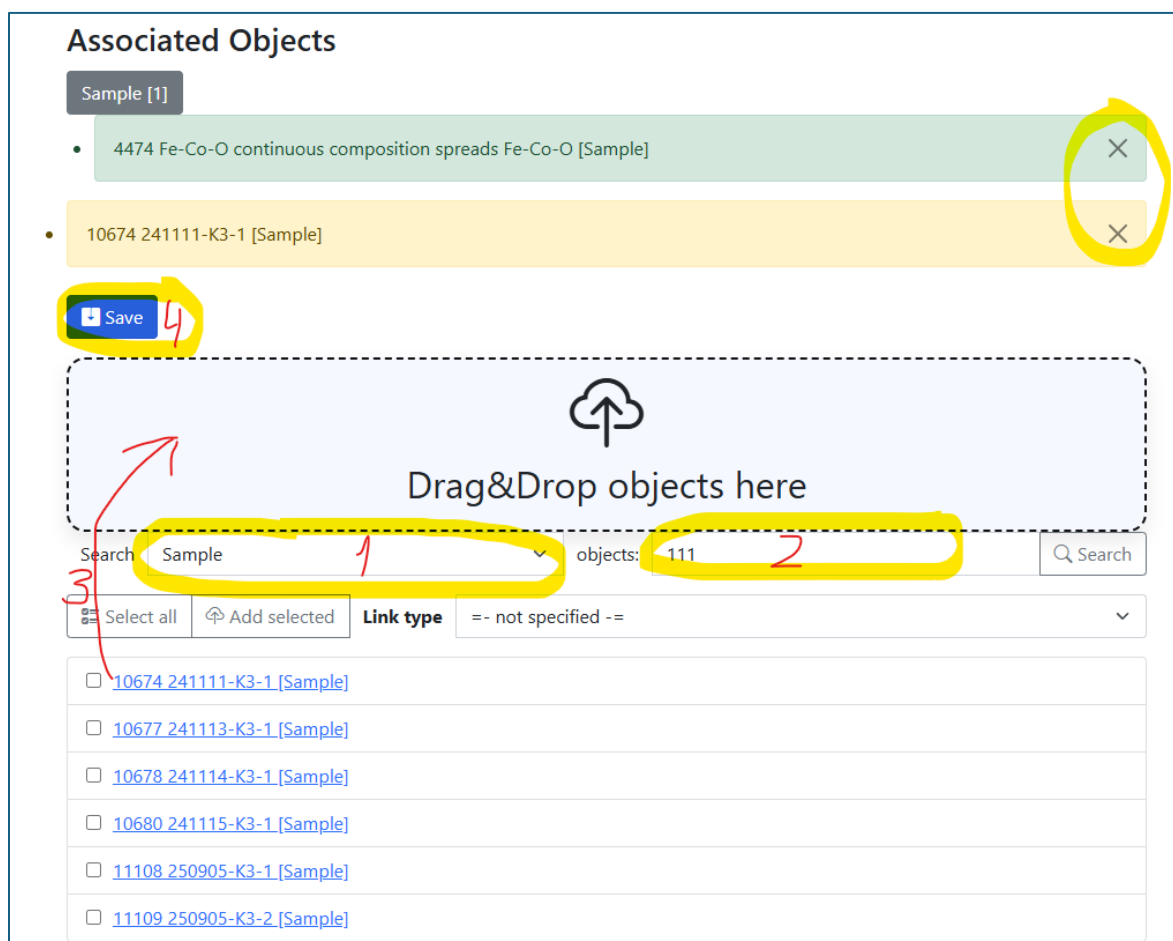
|   |  |                         |   |
|---|--|-------------------------|---|
| Type  | Publication <span style="float: right;">▼</span>   |                         |   |
| Object ID →   | 29896  | External Id (auxiliary) |   |
| Created   | 5/21/2025 3:00:42 PM   | Created By              | INF) Victor Dudarev [vic.dudarev@gmail.com] |
| Updated   | 10/14/2025 12:41:18 PM   | Updated By              | INF) Victor Dudarev [vic.dudarev@gmail.com] |
| Access Control (accessibility)                          | public <span style="float: right;">▼</span>  | Sort Code (asc)         | -100  |
| Project ID →  | _INF <span style="float: right;">▼</span>  |                         | <a href="#">Show Links</a>                  |
| Name  | npj Comput Mater, 2025 (Dudarev)   |                         |   |
| URL (unique)  | npj-comput-mater-2025-dudarev-29896  |                         |   |
| File Path   | Choose File No file chosen   |                         |   |
| Description   | <p>Dudarev V., Banko L., Ludwig A. "An extensible open-source solution for research digitalization in materials science". &lt;i&gt;npj Comput Mater&lt;/i&gt;, &lt;b&gt;2025&lt;/b&gt;, 11, 116. DOI: &lt;a href="https://www.doi.org/10.1038/s41524-025-01618-1" target="_blank" rel="nofollow"&gt;10.1038/s41524-025-01618-1&lt;/a&gt;</p>  |                         |   |
| <b>InfProject.Models.Reference - generic form start</b> |  |                         |   |
| Authors list (comma-separated)                          | Dudarev V., Banko L., Ludwig A.  |                         |   |
| Title   | An extensible open-source solution for research digitalisation in materials science  |                         |   |
| Journal   | npj Comput Mater   |                         |   |
| Year  | 2025   |                         |   |
| Volume  |  |                         |   |
| Number (issue)  | 11   |                         |   |
| Start Page  |  |                         |   |
| End Page  |  |                         |   |
| DOI   | 10.1038/s41524-025-01618-1   |                         |   |
| URL   | https://www.nature.com/articles/s41524-025-01618-1   |                         |   |
| BibTeX  |  |                         |   |
| <b>InfProject.Models.Reference - generic form end</b>   |  |                         |   |
| <a href="#">Close and back to the Site</a>              |  | <a href="#">Save</a>    |   |

### 3. Linking your data to publication

A nice example of samples linked to the publication can be seen at <https://crc247.mdi.ruhr-uni-bochum.de/object/acs-combinatorial-science-2020-piotrowiak-29895>, where 9 samples are connected with the publication:



You can edit links by clicking on the blue “**Edit links (Graph)**” button, highlighted on the figure. On the page you can search for objects you’d like to associate with 1) filtering the type; 2) specifying part of the name; 3) selecting object(s); 4) pressing the blue “**Save**” button:



## 5. Displaying your publication in other project nodes

By default, objects are displayed only in the project where author's originally placed them.

To display any object in multiple projects you need to get know the Objectid – a unique (within a tenant) persistent object identifier.

To find the Objectid one can click on “**show more**” link on the object's page: [👁 show more](#)

You'll find the Objectid (please, copy it) right next to the type of the object:

[Area A](#) / [A09](#) / [ACS Electrochemistry, 2025 \(Hiege\)](#)

# ACS Electrochemistry, 2025 (Hiege)

**Type:** Publication [👁 hide more](#)

**Objectid:** 30570

**Created:** 10/8/2025 3:37:40 PM by A09) Felix Hiege [felix.hiege96@gmail.com]

Next step is to locate the project you want to additionally display the publication, for example, [https://crc247.mdi.ruhr-uni-bochum.de/rubric/service-and-general-projects\\_inf](https://crc247.mdi.ruhr-uni-bochum.de/rubric/service-and-general-projects_inf).

There you should click on the grey “Add Object Links” button:



In the pop-up dialogue, please paste the publication's Objectid and press the blue “**Add Link(s)**” button:



## Add Object Links ✕

Object ID list (comma-separated)

30570      Input comma-separated Object ID list

Close
Add Link(s)

The publication will be displayed as a link (with a grey button) in the list of objects (all objects are ordered in the list by **Sort Code ascending, Object Name ascending**):

🔗
📄
+
📌 Add Idea or Plan

[npj Comput Mater, 2025 \(Dudarev\)](#) Public Publication

Dudarev V., Banko L., Ludwig A. "An extensible open-source solution for research digitalisation in materials science". *npj Comput Mater*, **2025**, 11, 116. DOI: [10.1038/s41524-025-01618-1](https://doi.org/10.1038/s41524-025-01618-1)

Sort Code: -100

[ACS Electrochemistry, 2025 \(Hiege\)](#) Public Publication (Link)

Hiege F., Sicking L., Kanokkanchana K., Cignoni P., Dudarev V., Ludwig A., Tschulik K. "The Crucial Role of Rotation Speed on the Determination of Tafel Slopes of Electrocatalysts in Rotating Disk Electrode Experiments", *ACS Electrochemistry*, **2025**. DOI: [10.1021/acselectrochem.5c00210](https://doi.org/10.1021/acselectrochem.5c00210)

Sort Code: 0

[Communications in Computer and Information Science, 2024 \(Dudarev\)](#) Public Publication

Dudarev V., Kiselyova N., Ludwig A. "Flexible Materials Properties Management System as a Basis for Data-Centric Systems in Inorganic Materials Science". In: J. Baixeries et al. (Eds.): DAMDID/RCDL 2023. *Communications in Computer and Information Science*, **2024**, v.2086, pp. 91-103. DOI: [10.1007/978-3-031-67826-4\\_7](https://doi.org/10.1007/978-3-031-67826-4_7)

Sort Code: 0

If you want to place the linked publication to the top of the list you might want to change the **Sort Code** property to -200 (should be below -100, as -100 is the **Sort Code** of the first element in the list in this case).

If you want to place the linked publication to the bottom of the list you might want to change the **Sort Code** property to 100 (should be greater than 0, as 0 is the **Sort Code** of the last element in the list in this case).

The default **Sort Code** value is 0. To change the **Sort Code** value, you should have rights to modify the object (there “**Sort Code**” is one of the properties).